

ADT: WebNews Manager Version 1.0

Requirements Specification

Author	Josh Hill
Version	1.0
Printed	Last printed 10/22/01 3:17 PM

Document Revisions

Revisions on this document should be recorded in the table below:

	Date	Description	Author
1	2001Sep6	First Draft	Josh Hill
2	10 September 2001	Editing to match new template	Josh
3	10 September 2001	Second Edit	Josh
4	15 October 2001	Screenshots, editing, params	Josh Hill

1 Introduction	4	
1.1 Purpose of this document		4
1.2 Scope of this document		4
1.3 Overview		4
1.4 Business Context		4
2 General Description	4	
2.1 Product Functions		4
2.2 General Constraints		4
3 Functional Requirements	11	
3.1 WebNews Manager Application		11
3.1.1 <i>Description</i>		11
3.1.2 <i>Risks and Dependencies</i>		18
4 Database Design	18	
4.1 Description		18
4.2 Communications Interfaces		18
5 Other non-functional attributes	18	
5.1 Reliability		18
5.2 Maintainability		18
5.3 Portability		18
5.4 Extensibility		18
5.5 Reusability		18
5.6 Serviceability		19

1 Introduction

1.1 Purpose of this document

The purpose of this document is to specify the functional and system specification of the WebNews Manager application. This document provides a road-map through which the implementation of the application will be developed and, where applicable, will also contain information detailing technical design constraints and assumptions.

1.2 Scope of this document

The scope of this specification covers the functional specifications of the WebNews Manager application. This specification does not extend to third party or infrastructure components.

1.3 Overview

The basic requirements for the WebNews Manager application:

- To be able to view news items in item by item view and in full.
- To be able to add and remove news items via NewsManager in default view

1.4 Business Context

WebNews Manager is a groupware application designed for multiple users over a wide area. It is well suited to the decentralized organization or for teams frequently on the go. The generic version is open source for distribution. Anyone may take advantage of the powerful eXtropa Perl ADT. Improvements will be made incrementally as bug reports come in and suggestions are made. The generic WebNews Manager will ultimately benefit both the company and our users.

2 General Description

2.1 Product Functions

The general functionality of the WebNews Manager application permits users to enter general information at a single location online for display in WebNews. The application generates a dynamic page depending on the entered information and the setup preferences. NewsManager permits additions and removals to the database.

2.2 General Constraints

The application is written as a public viewing board, but not a public message board. No login is required for viewing information. A login is required to add information.

The application will be written in Perl and the data files are stored in a common flatfile system (ASCII File). This will slow down in terms of searching for information if there is a presence of huge database.

The application is also able to interface with relational databases should the administrator desire it.

Bold Params indicate Section Headings. *Italic Params* are objects.

Indented Params are configurable variables.

Grayed out or missing items are not required or not available in the default configuration.

Param	Default configuration	Notes
Language	Perl	
Session Setup		
Type	File	Note that flatfile data sources are slow. We recommend upgrading to a database based data source
Max Modify Time	1 hour	
Fatal Timeout	Off	
Fatal if session not found	Off	
<i>Session Manager Setup</i>		
Type	FormVar	
Cgi Object	\$CGI	
Session Params	Session Config Params	
Authentication Setup		For the datasource
Type	File	
Field Delimeter	(pipe)	
Create a file if none exists	On	
Field Names	From Auth User Datasource	
File	Scriptname.users.dat	Path is set at start of script
Default Authentication Fields	Username, password, groups, firstname, lastname, email	
Authentication Manager Setup		How requests are processed
Color for even rows	E5E5E5	
Color for Odd Rows	FFFFFF	
CSS View URL	\$CSS_VIEW_URL	
Application Logo	logo.gif	
Application Logo Height	40	
Application Logo Width	353	
Application Logo ALT	WebDB Demo	
HTTP Header Params	[-EXPIRES => '-1d']	
Document Root URL	'/' or web root directory	
Image Root URL	/Images/Extropa	
Script Display Name	'WebNews'	
Script Name	\$CGI->script_name()	
Page Top View	NewsPageTopView	
Page Bottom View	PageBottomView	

Link Target	'_self' or current window	
<i>User_Fields</i>	Auth_username, auth_password, auth_groups, auth_firstname, auth_lastname, auth_email	
<i>Mail Params</i>		
Type	Sendmail	Default on most systems
<i>User Mail Send Params</i>		
From	you@yourdomain.com	
Subject	Password Generated	
<i>Admin Mail Send Params</i>		
From	you@yourdomain.com	
To	you@yourdomain.com	
Subject	Registration Notification	
<i>Auth Manager Config Params</i>		
Type	CGI	
Allow Registration	On	
Allow User Search	On	Allow anyone to check for an old account.
Generate Password	Off	
Default Groups	Normal	
Email Registration to Admin	Off	
Display Registration After Failure	On	
Data Handler Setup		How data is handled
<i>Add Form DHM Config</i>		
Type	CGI	
CGI Object	\$CGI	
Data Handlers	Exists, HTML, String	
Field Mappings	Subject, abstract, full_text	
Datasource Setup		Configure the database and fields displayed
Field Names	Record_id, subject, abstract, full_text, username_of_poster, group_of_poster, date_time_posted	Corresponds to default extropa database
<i>Sample Default Widget Definitions</i>		Configure field types for TTML
Display Name	Country	Name that appears in the browser
Type	Textfield, textarea	
Name	Fname	Internal field name
Size	30	Display size in characters
Maxlength	80	Maximum number of characters permitted
Rows	6	Initial height of textarea
Cols	30	Initial width of textarea
Wrap	VIRTUAL	Wrapping of text in textarea
<i>Basic Datasource Config Params</i>		Configure datasource
Type	File	
File	\$APP_DATAFILES_DIRECTORY/\$APP_NAME.dat	
Field Delimiter	(pipe)	
Comment Prefix	#	Ignore lines starting with

		#
Create File if None Exists	On	
Field Names	\@DATASOURCE_FIELD_NAMES	
Key Fields	['record_id']	Not required if key is not used
Field Types	Record_id => 'Autoincrement'	Specify a specific kind of field
Mailer Setup		Required for regular email. Not the same as Auth Mailer
<i>Mail Config Params</i>		
Type	Sendmail	
<i>Email Display Fields</i>	Subject, abstract, full_text	Email these fields
<i>Delete Event Mail Send</i>		Warns Someone of Deletions to the database
From	you@yourdomain.com	
To	you@yourdomain.com	
Reply To	you@yourdomain.com	
Subject	News Delete	
<i>Add Event Mail Send</i>		Tells user of additions
From	you@yourdomain.com	
To	you@yourdomain.com	
Reply To	you@yourdomain.com	
Subject	News Addition	
<i>Modify Event Mail Send</i>		Tells user of modifications to records
From	you@yourdomain.com	
To	you@yourdomain.com	
Reply To	you@yourdomain.com	
Subject	News Modification	
Logging Setup		
Type	File	
Log File	\$APP_DATAFILES_DIRECTORY/\$APP_NAME.og	
Log Entry Suffix	' ' . _generateEnvVarsString() . ' ',	
Log Entry Prefix	'News '	
View Setup		Views to use, display, and defaults
<i>Valid Views</i>	CSSView, AddAcknowledgementView, AddRecordConfirmationView, DeleteRecordConfirmationView, DeleteAcknowledgementView, ModifyAcknowledgementView, ModifyRecordConfirmationView, SessionTimeoutErrorView, AddRecordView, PowerSearchFormView, NewsManagerBasicDataView, DetailsRecordView, ModifyRecordView, LogoffView, OptionsView,	The program cannot display views that are not available here.
<i>View Display Params</i>		Defaults for Views
Application Logo	logo.gif	
Application Logo Height	40	

Application Logo Width	353	
Application Logo ALT	News Manager	
HTTP Header Params	[-EXPIRES=> '+1d']	
Color for Even Rows	E5E5E5	
Color for Odd Rows	FFFFFF	
Display Fields	subject, abstract, full_text,	
Table BG Color 1	6699CC	
Table BG Color 2	E5E5E5	
Table BG Font Color1	BLACK	
Table BG Font Color2	BLACK	
Filter Setup		
<i>HTMLIZE Filter</i>		
Type	HTMLize	
Convert Double Linebreak to P	On	
Convert Linebreak to BR	On	
<i>Charset Filter</i>		
Type	CharSet	
<i>Embed Filter</i>		
Type	Embed	
Enable	Off	
Action/Workflow Setup		
<i>Action Handler List</i>	Defaults	User should not need to modify
Action/Workflow Setup		
<i>Action Handler List</i>	Defaults	User should not need to modify
<i>Action Handler Action Params</i>		
Action Handler List	\@ACTION_HANDLER_LIST	
Add Acknowledgment View Name	AddAcknowledgementView	
Add Email Body View	AddEventEmailView	
Add Form View Name	AddRecordView	
Allow Additions Flag	On	
Allow Deletions Flag	On	
Allow Duplicate Entries	Off	
Allow Username Fields to be Searched	On	
Allow Modifications Flag	On	
Application Sub Menu View Name	ApplicationSubMenuView	
Options Form View Name	OptionsView	
Auth Manager Config Params	\@AUTH_MANAGER_CONFIG_PARAMS	
Add Record Confirmation View Name	AddRecordConfirmationView	
Basic Data View Name	NewsManagerBasicDataView	
CGI Object	\$CGI	
CSS View URL	\$CSS_VIEW_URL	For speed, change CSS URL to a location outside

		the CGI directory.
CSS View Name	CSSView	
Datasource Config Params	\@DATASOURCE_CONFIG_PARAMS	
Delete Acknowledgment View	DeleteAcknowledgementView	
Delete Record Confirmation View	DeleteRecordConfirmationView	
Records Per Page Options	[5, 10, 25, 50, 100]	Remove or change numbers as desired. This appears under Options.
Max Records Per Page	\$CGI->param('records_per_page') 5	
Default Sort Field 1	Date_time_posted	
Default Sort Field 2	abstract	
Sort Field 1	\$CGI->param('sort_field1') 'category'	Sort by which field?
Sort Field 2	\$CGI->param('sort_field2') 'fname'	Sort by which field?
Sort Direction	\$CGI->param('sort_direction') 'ASC'	ASC=Ascending, DSC=Descending
Delete Form View Name	NewsManagerBasicDataView	
Delete Email Body View	DeleteEventEmailView	
Details View Name	DetailsRecordView	
Data Handler Manager Config Param	\@DATA_HANDLER_MANAGER_CONFIG_PARAMS	
Display Acknowledgement On Add	On	
Display Acknowledgement On Delete	On	
Display Acknowledgement On Modify	On	
Display Confirmation On Add	On	
Display Confirmation On Delete	On	
Display Confirmation On Modify	On	
Enable Sorting	On	
Hidden Admin Fields View	HiddenAdminFieldsView	
Input Widget Definitions	\@INPUT_WIDGET_DEFINITIONS	
Key Field	record_id	
Logoff View	LogoffView	
URL Encoded Admin Fields View	URLEncodedAdminFieldsView	
Log Config Params	ModifyAcknowledgementView	
Modify Acknowledgment View	ModifyRecordConfirmationView	
Mail Config Params	\@MAIL_CONFIG_PARAMS	

Modify Form View	ModifyRecordView	
Modify Email Body View	ModifyEventEmailView	
Power Search View	PowerSearchFormView	
Require Auth to Search	On	Is authorization required for the action?
Require Auth for Add	On	Is authorization required for the action?
Require Auth for Modify	On	Is authorization required for the action?
Require Auth for Delete	On	Is authorization required for the action?
Require Auth for Details	On	Is authorization required for the action?
Require Matching Username for Modify	Off	Is a matching group or username required for the action on that record?
Require Matching Group for Modify	Off	Is a matching group or username required for the action on that record?
Require Matching Username for Delete	Off	Is a matching group or username required for the action on that record?
Require Matching Group for Delete	Off	Is a matching group or username required for the action on that record?
Require Matching Username for Search	Off	Is a matching group or username required for the action on that record?
Require Matching Group for Search	Off	Is a matching group or username required for the action on that record?
Send Email on Delete	Off	
Send Email on Modify	Off	
Send Email on Add	Off	
Session Object	\$SESSION	
Session Timeout View	SessionTimeoutErrorView	
Templates Cache Directory	\$TEMPLATES_CACHE_DIRECTORY	
Valid Views	\@VALID_VIEWS	
View Display Params	\@VIEW_DISPLAY_PARAMS	
View Filters Config Params	\@VIEW_FILTERS_CONFIG_PARAMS	
View Loader	\$VIEW_LOADER	
Simple Search String	\$CGI->param('simple_search_string') ""	
First Record on Page	\$CGI->param('first_record_to_display') 0	
Last Record on Page	\$CGI->param('first_record_to_display') "0"	
Page Top View	NewsPageTopView	
Page Bottom View	PageBottomView	
Action Handler Plugins	\%ACTION_HANDLER_PLUGINS,	
Basic Input Widget Display COLSPAN	2	

3 Functional Requirements

3.1 WebNews Manager Application

3.1.1 Description

Authentication Definition Views

The application will allow any user read-only rights to view the news records registered in the application. Only registered users however, may add, modify, and delete records. There is no capacity for multiple group definitions, thus the default group is "Normal" and cannot be changed.

Default Settings Permit:

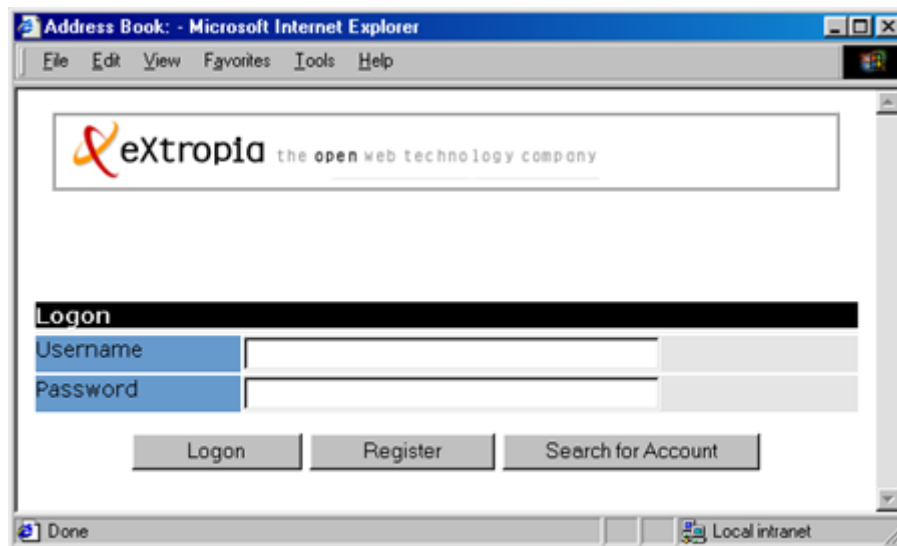
- Registered users may view the database
- Registered users may search the database
- Registered users may add, modify, and delete records
- Registration is available to anyone

Registration of normal users is simply done by pressing "Logon" and following the Registration Views. User data is written to the datasource. In the default installation, it is written to Datafiles/News/news.users.dat. It is recommended that administrators do not alter the contents, especially the encrypted passwords. The information is listed as:

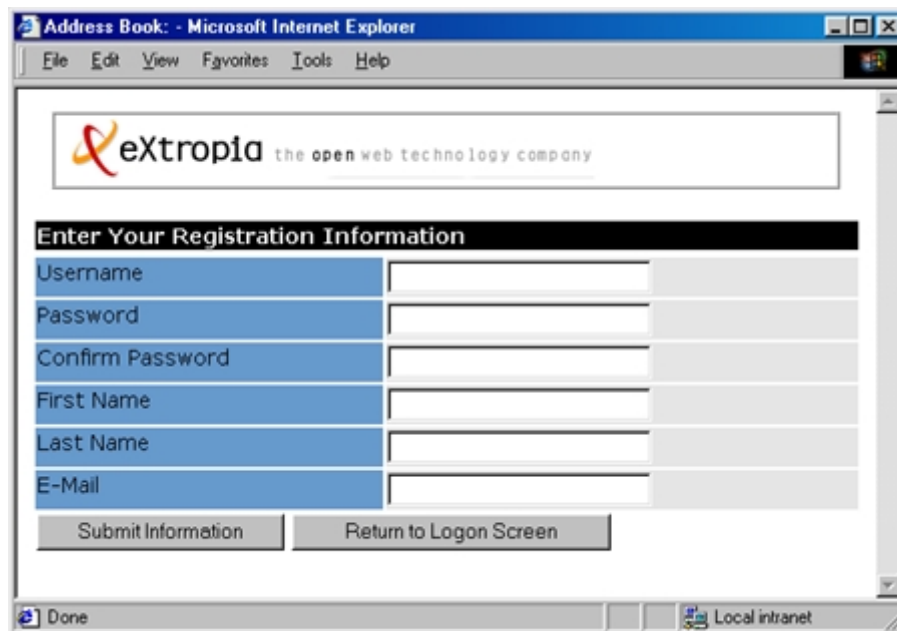
```
username | password | group_name | fname | lname | email
```

Registration of Administrative users may be done at a later date. System administrators will be able to alter hard data in databases or flatfiles as needed.

- **Logon View** requests the Username and Password of registered users. Users may attempt to logon, Register, or Search for Account. Also the view for failed logins.



- **Register View** permits any user to enter Username, Password, Confirm, Password, First Name, Last Name, and E-Mail. The user may then Register or Return to Logon Screen.



Address Book: - Microsoft Internet Explorer

File Edit View Favorites Tools Help

eXtropa the open web technology company

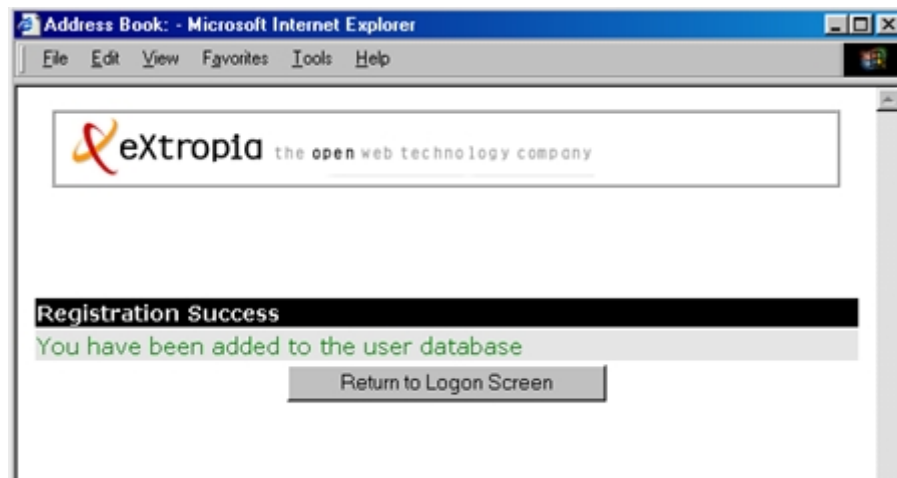
Enter Your Registration Information

Username	<input type="text"/>
Password	<input type="password"/>
Confirm Password	<input type="password"/>
First Name	<input type="text"/>
Last Name	<input type="text"/>
E-Mail	<input type="text"/>

Submit Information Return to Logon Screen

Done Local intranet

- **Register Confirmation View** confirms registration and returns the user to the Logon View.



Address Book: - Microsoft Internet Explorer

File Edit View Favorites Tools Help

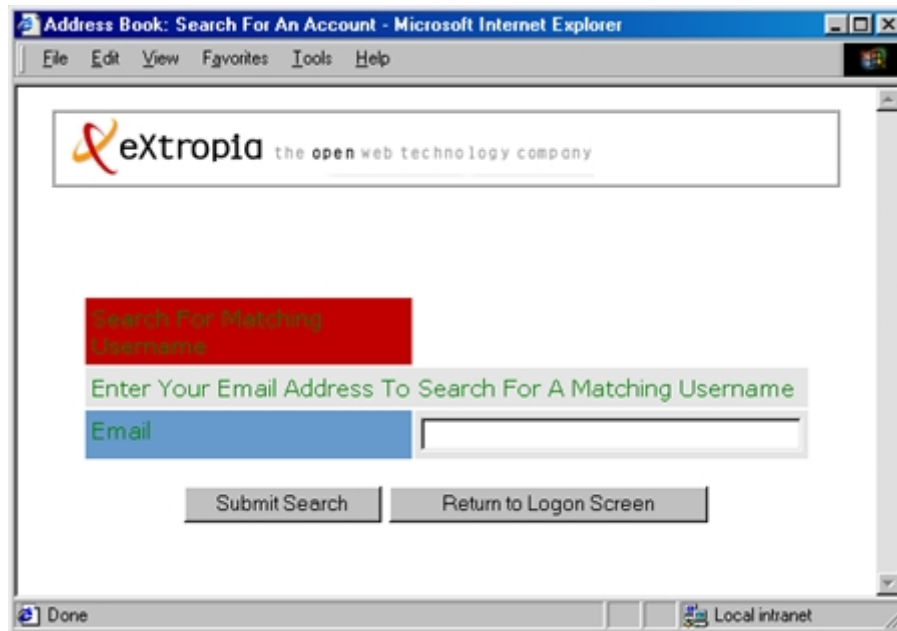
eXtropa the open web technology company

Registration Success

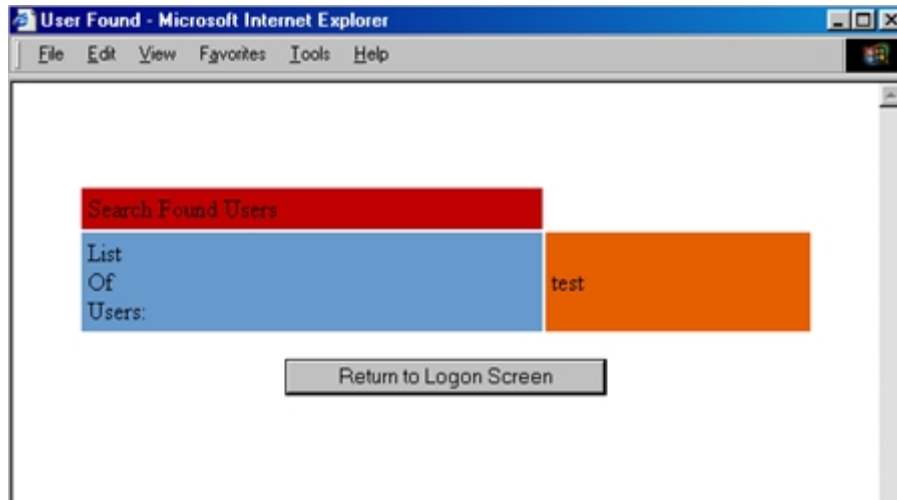
You have been added to the user database

Return to Logon Screen

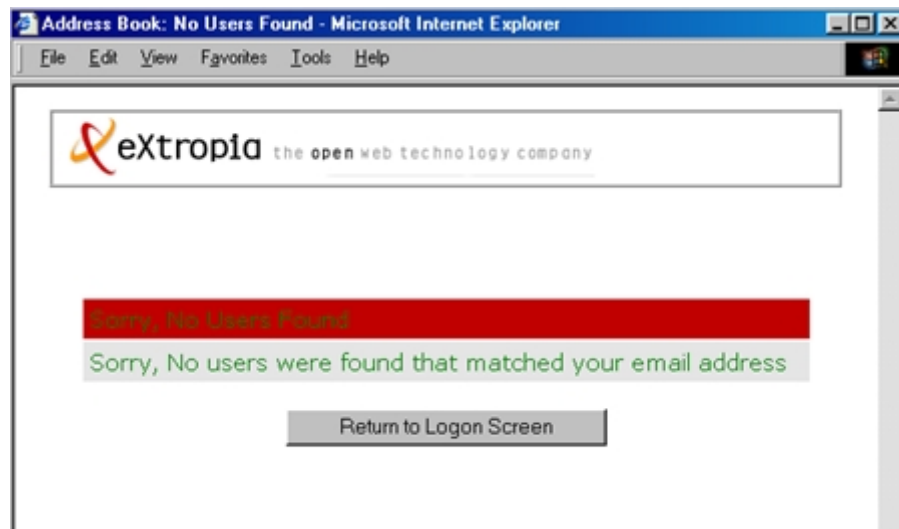
- **Search for Account** requests an email address to match users and then sends the password to the user.



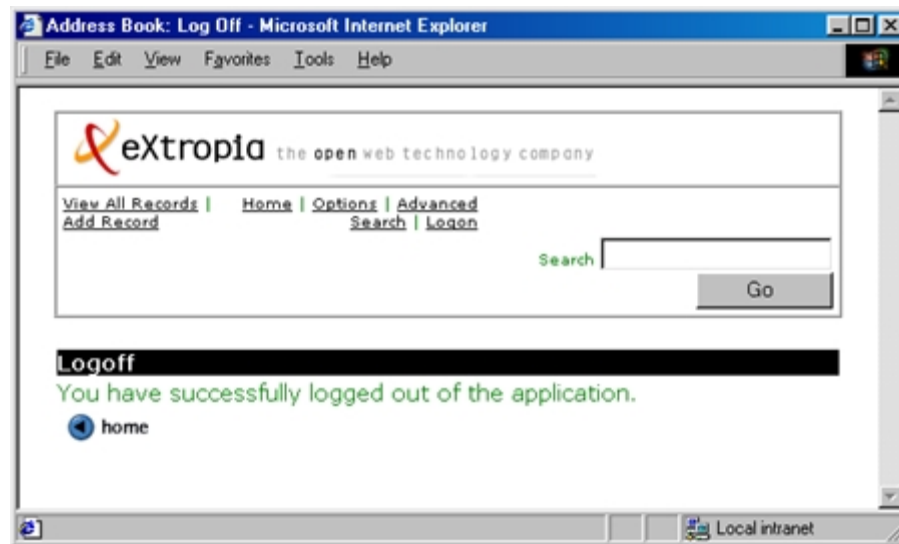
- **Search for Account Users Found** displays the username that matches the email address given.



- **Search for Users No Results** appears when no email address is associated with a username.

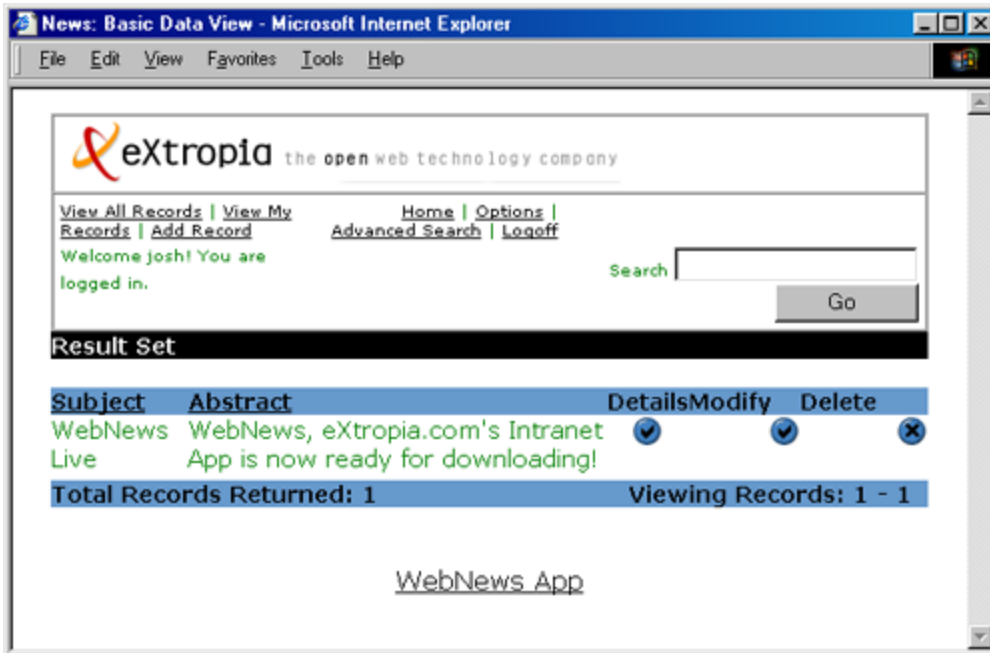


- **Logoff View** logs the user out and confirms the logoff. The session is terminated.

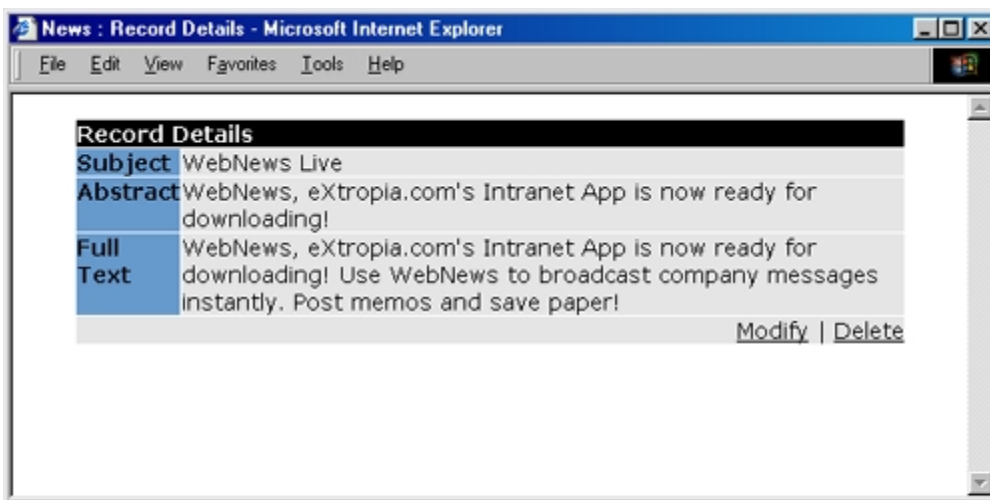


Application Specific View Definitions

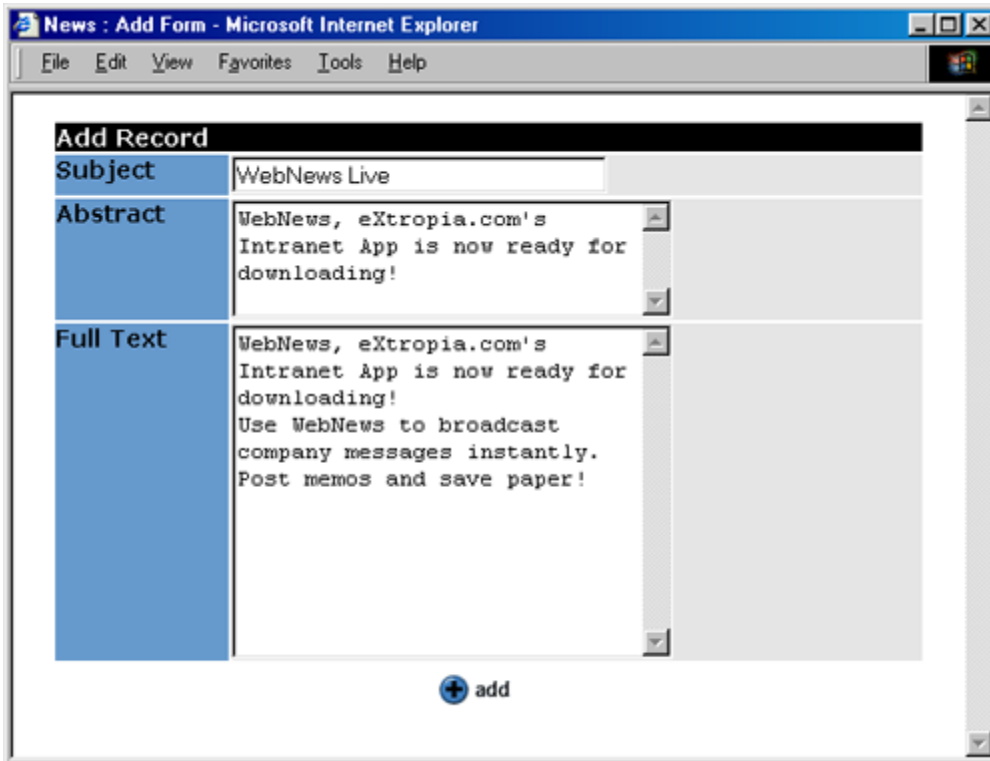
- **Home View (Basic Data Display)** shows all items in the database and links to more, should there be more than 10. The user may search the database, view records, view all records, add records, logoff, choose options, see details, modify and delete news items.



- **Details View** displays the subject, abstract, and full text of a news item. User may then Modify or Delete.



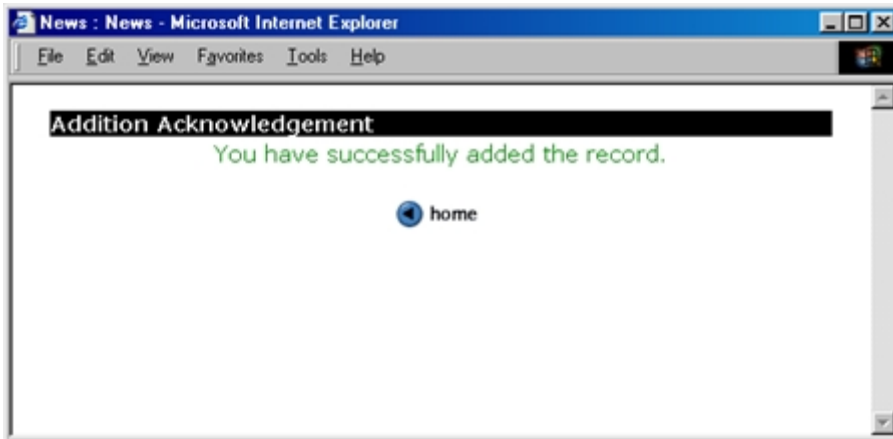
- **Add Record View** will allow logged on users to add a single news event. Subject, Abstract, and Full Text fields must be filled in.



- **Confirmation View** asks for confirmation before data is added, deleted, or modified.



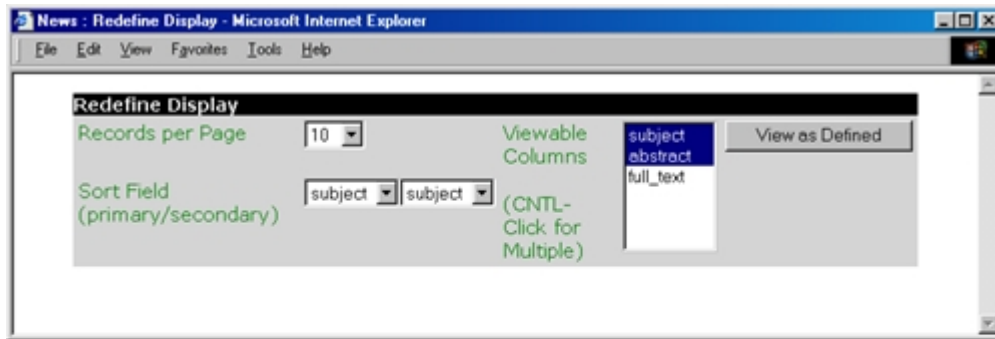
- **Acknowledgement View** confirms success of addition, modification, or deletion.



- **Modify Record View** will provide the logged on with the ability to edit the details for any event.
- **Delete View** asks the user if this is the data to be deleted.

Common Features Definitions

- **Options View** permits the authenticated user to alter Records Displayed per Page, Two Sort Fields, and which Columns to View. Upon pressing View as Defined, the user will see the records as desired. The Viewable Columns will vary according to Application.



3.1.2 Risks and Dependencies

4 Database Design

4.1 Description

The data of the application will be stored in a flat file. Each data fields of a record will be separated by '|'.

Fieldname	Description	Data Type
record_id	Record value	Auto incremental numeric value
subject	Subject of event	char
abstract	Brief text of event	char
full_text	Full text of news item	Char
date_time_posted	Date posted	date
Username_of_poster	Username of poster	Char
Group_of_poster	Group of poster	char

4.2 Communications Interfaces

5 Other non-functional attributes

5.1 Reliability

Highly reliable in a properly secured environment.

5.2 Maintainability

Requires little maintenance. Owners will want to clear out a large flatfile now and then as well as ensure their installation is secure from hackers. Users of relational databases will probably not need to clear out their database.

5.3 Portability

Dependent upon the database chosen and the needs required.

5.4 Extensibility

Information entered via WebNews Manager is portable to any relational database. The program can easily be switched to a new database with just a few lines of code. The program relies on the eXtropa ADT that divorces form and function.

5.5 Reusability

WebNews Manager is highly reusable. The application can be modified for just about anything!

5.6 Serviceability